

PUTTING SURFACE

BY WELLPUTT



#1 PUTTING TRAINING CONCEPTS

ABOUT WELLPUTT

Welcome to Wellputt, the premier choice for putting training products embraced by Tour Players and endorsed by the world's top coaches. Our expertise lies in crafting personalized solutions that can propel your brand into the spotlight.


With a focus on customization, we ensure that our products align perfectly with your unique needs and requirements, allowing you to make a lasting impression. The hallmark of our offerings is their exceptional quality and technical process, providing unparalleled support to elevate putting res brand's visibility.

Join us on this journey towards success and experience the transformative power of Wellputt's exceptional product range.

Cameron McCormick

PGA coach of the year 2015 and coach of Jordan Spieth





WHAT IS A PUTTING SURFACE?

Our Putting Surface is a state-of-the-art putting mat designed to cater to golfers of all levels. This innovative product offers a fully customizable experience, allowing users to tailor the surface to their specific needs and preferences.

Whether you're a professional golfer honing your skills or an enthusiast looking to improve your game, our Custom Surface provides the ideal putting area.

YOU IMAGINE IT WE CREATE IT!





THE BEST QUALITY ROLL

Our Custom Surface offers different ball speeds based on the direction of your putt. This variability mimics the conditions of real greens and helps golfers practice for various scenarios they may encounter on the course.

SPEED BASED ON STIMPMETER:

10ft / 3m



11.5ft / 3.5m



CUSTOM SURFACE **FEATURES**

THAT YOU NEED TO KNOW



HIGH-QUALITY MATERIALS

Crafted from durable, high-quality materials, our Custom Surface is designed to withstand high traffic while maintaining its premium look and feel.



CUSTOMIZABLE DESIGNS

Choose from a variety of colors and patterns to match your personal style or brand.

Whether you prefer classic greens or vibrant patterns, our Custom Team is here to help you.



TAILORED EXERCISE ROUTINES

Customize your practice sessions with specific exercises. From precision drills to distance control, our surfaces can be tailored to meet your training needs.

REQUIREMENTS

TO CREATE THE PERFECT CUSTOM SURFACE FOR YOU:

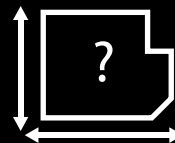
The area where you plan on installing the Custom Surface needs to have a hard and flat base (wood, concrete or ceramic)

WHAT WE NEED FROM YOU:



PROJECT HIGHLIGHTS

So that we can understand the type of designs and exercises wanted



SHAPE & MEASUREMENTS

Dimensions of desired surface, architect's plan (showing staircase, front door, wall, etc.)



LOGO & COLORS

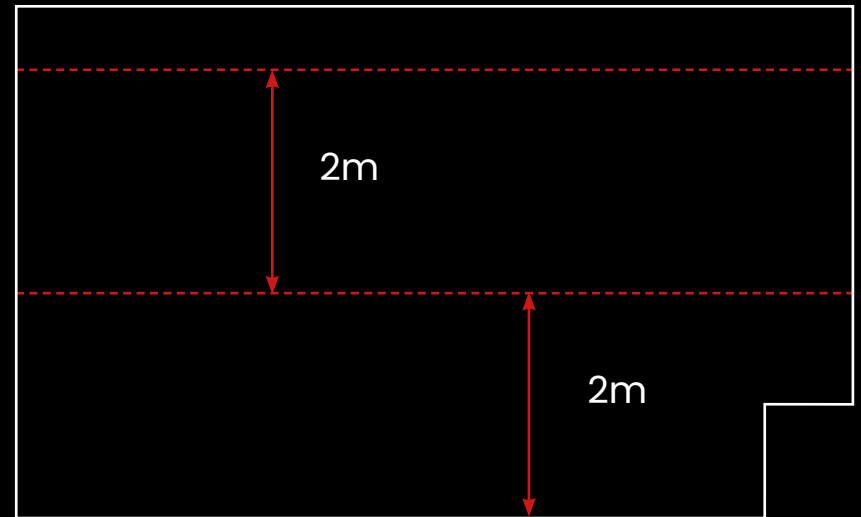
Colors wanted & Logos that want to be showcased on the surface. **Your logo must be in high resolution (vector file or HD png)**

Before installation, our Custom Team will be giving you an Installation and Maintenance Guide.
Final installation quality of the surface is the responsibility of the client



FLAWLESS CONNECTION

Our 6.5ft/2m mat strips can be easily joined together, offering limitless size options. This ensures a smooth, uninterrupted putting surface.



All designs can be adjusted in width and length at will. They can also be assembled to create a space of unlimited size.

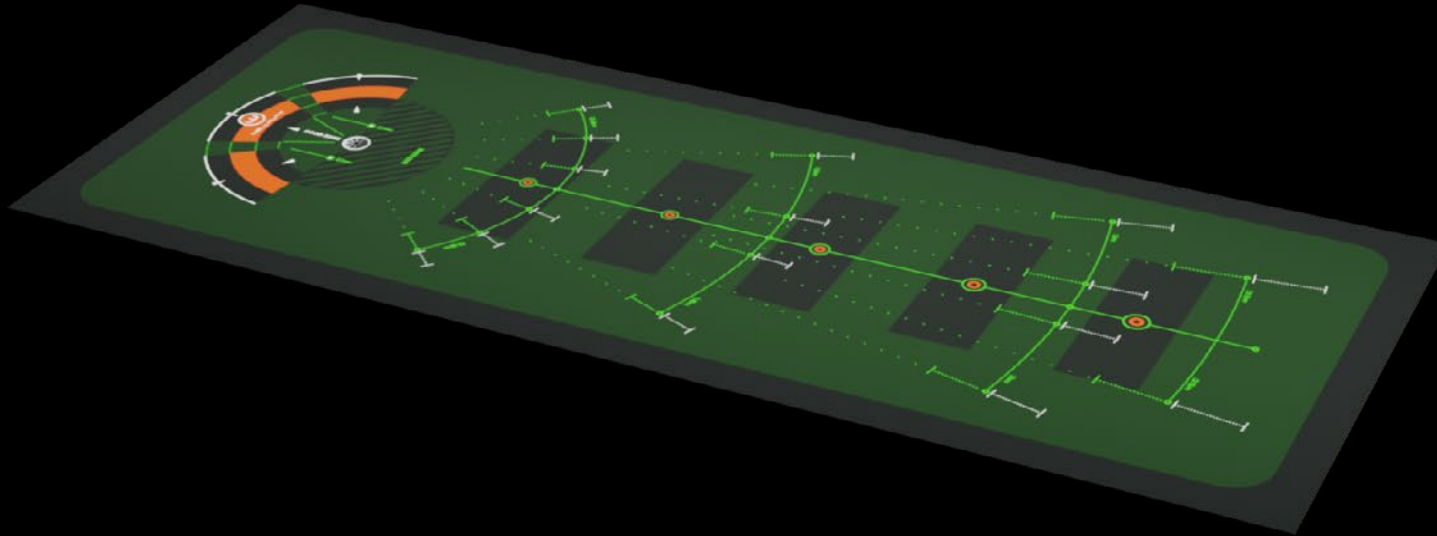
OUR DESIGN CATALOG

TABLE OF CONTENTS

TRAINING DESIGN	09
GOOD ZONE	23
SPEED CONTROL	25
WELLSTROKE TEMPLATE	31
GAMING DESIGN	33
FITTING DESIGN	42
FINAL PROJECT EXAMPLE	46
SALE PROCESS	54

TRAINING DESIGN

DESIGNED BY WELLPUTT



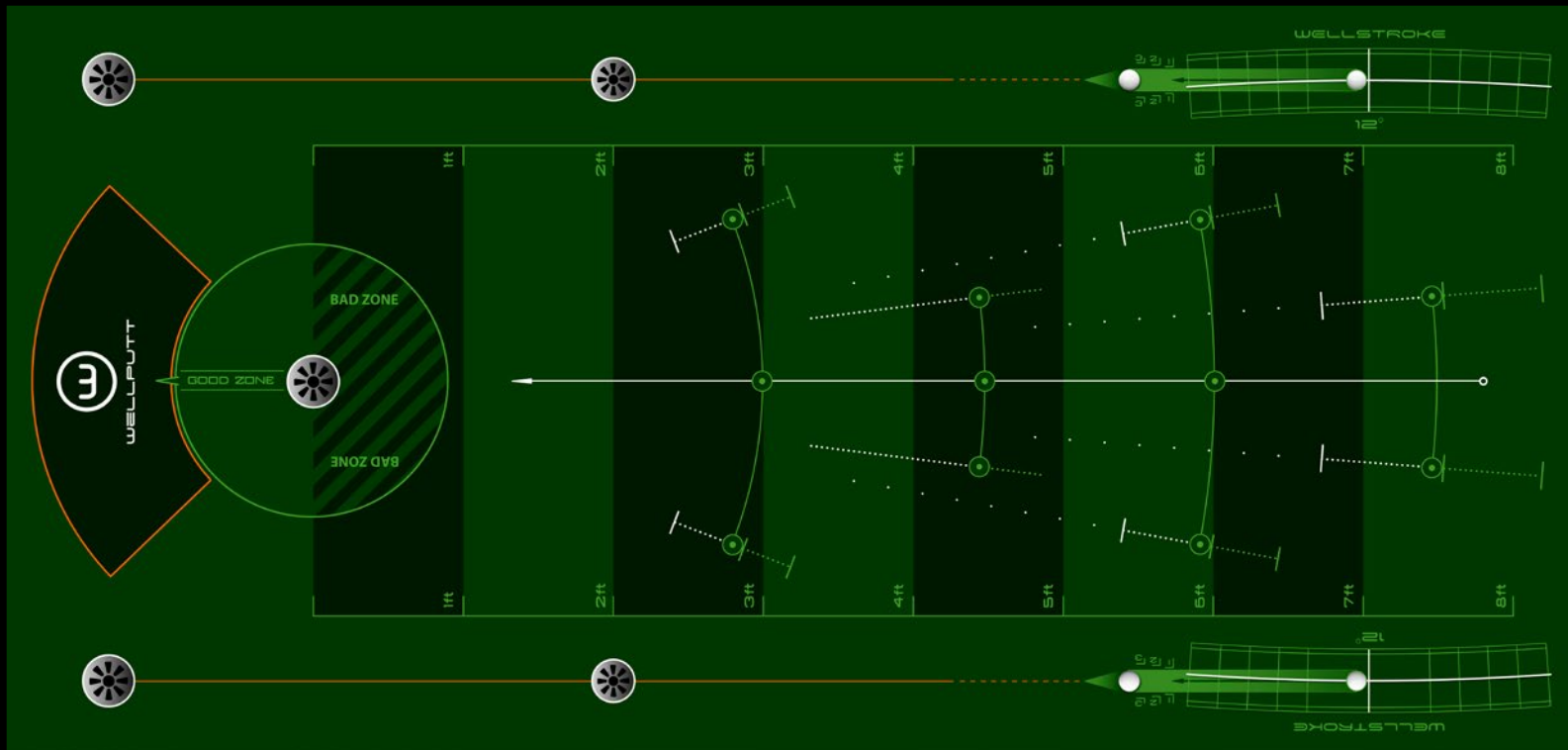
BOOST PERFORMANCE

1 PUTTING TRAINING CONCEPTS

TRAINING DESIGN

DESIGN OPTION N°1

10



Designed by Wellputt

DESIGN SPECIFICATION

- Size: 10.4x4.9ft / 3.2x1.5m
- 13 possible putts

PUTTING FEATURES

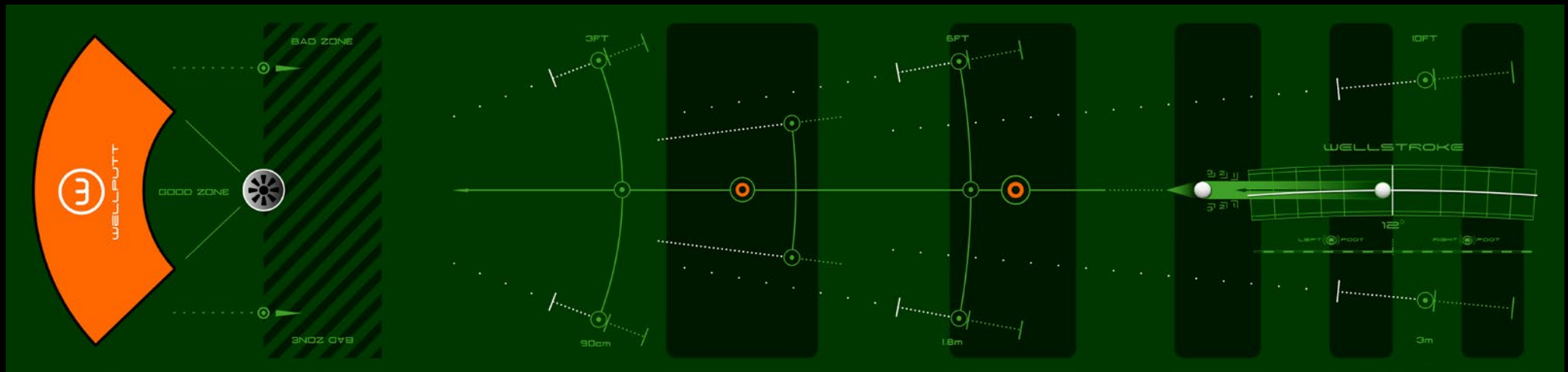
- Aiming lines
- Distance control zones
- Additional Wellstroke
- Good zone / Bad zone
- 5 holes



TRAINING DESIGN

SMALL TEMPLATE

11



Designed by Wellputt

DESIGN SPECIFICATION

- Size: 13x3.1ft / 4x0.95m
- 13 possible putts

PUTTING FEATURES

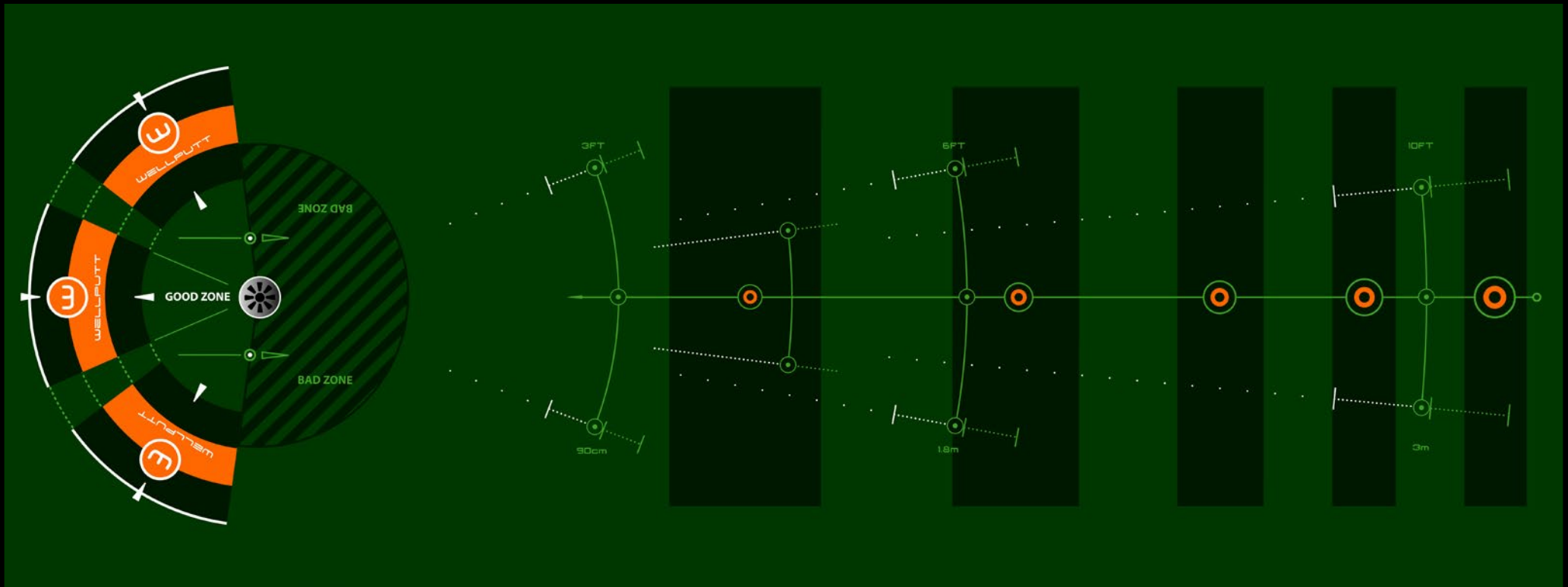
- Aiming lines
- Various distance control zones
- Additional Wellstroke
- Good zone / Bad zone
- 1 hole



TRAINING DESIGN

DESIGN OPTION N°2

12



Designed by Wellputt

DESIGN SPECIFICATION

- Size: 13x4.9ft / 4x1.5m
- 14 possible putts

PUTTING FEATURES

- Aiming lines
- Various distance control zones
- Good zone / Bad zone
- 1 hole





- Size: 14.7x4.6ft / 4.5x1.4m
- 14 possible putts

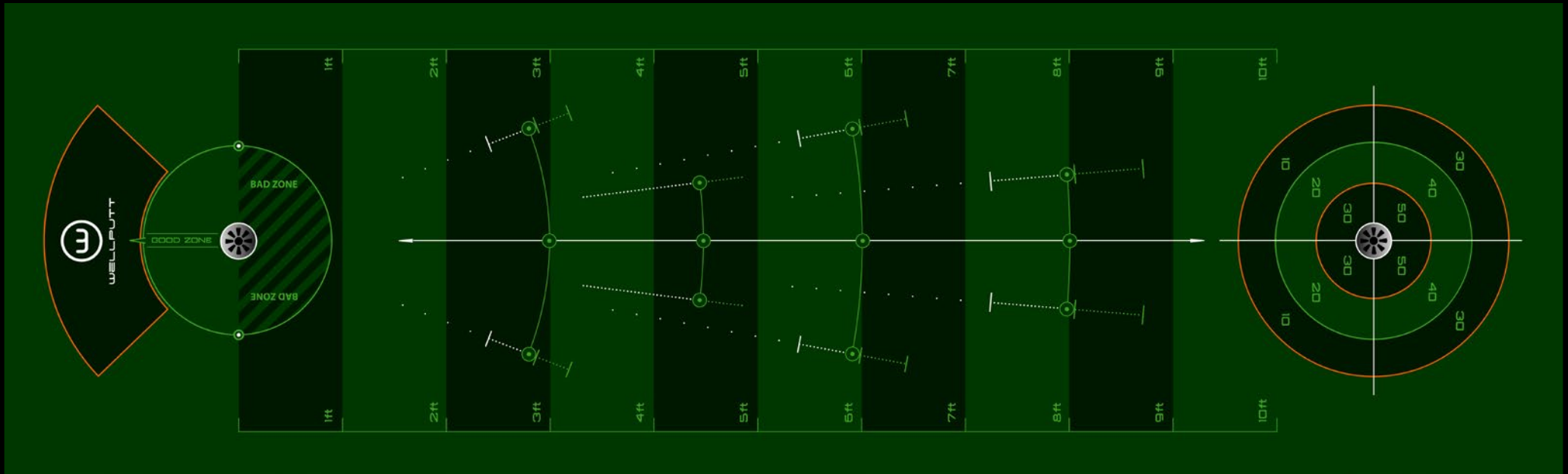
- Aiming lines
- Various distance control zones
- Good zone / Bad zone
- 1 hole



TRAINING DESIGN

DESIGN OPTION N°4

14




Designed by Wellputt

DESIGN SPECIFICATION

- Size: 14.7x4.6ft / 4.5x1.4m
- 14 possible putts

PUTTING FEATURES

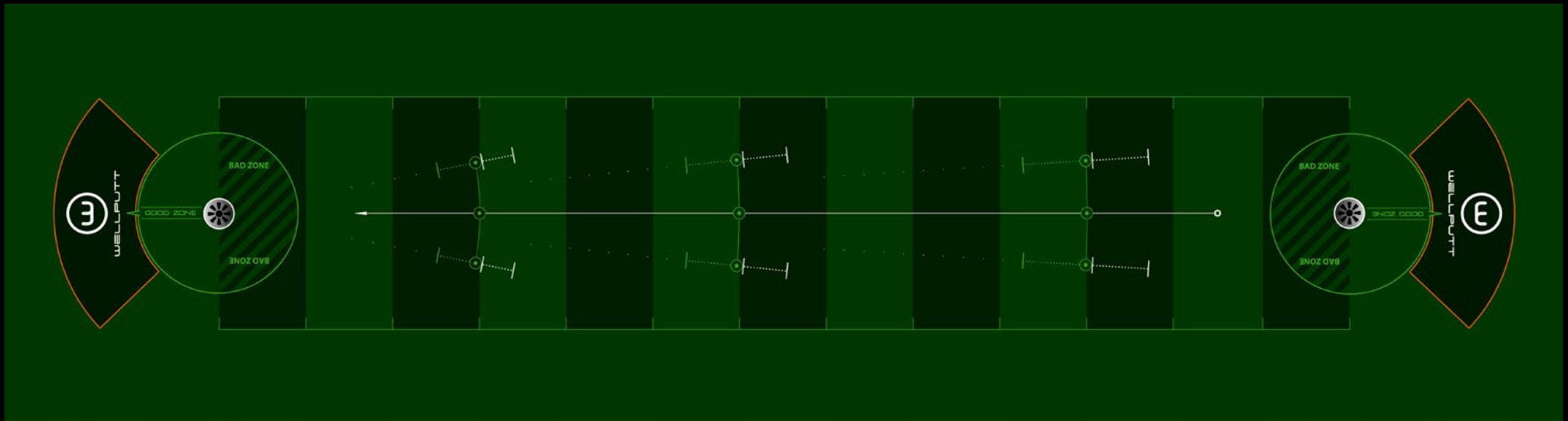
- Aiming lines
- Distance control zones
- Gaming target
- Good zone / Bad zone
- 2 holes



TRAINING DESIGN

DESIGN OPTION N°5

15



Designed by Wellputt

DESIGN SPECIFICATION

- Size: 17.7x4.6ft / 5.4x1.4m
- 12 possible putts

PUTTING FEATURES

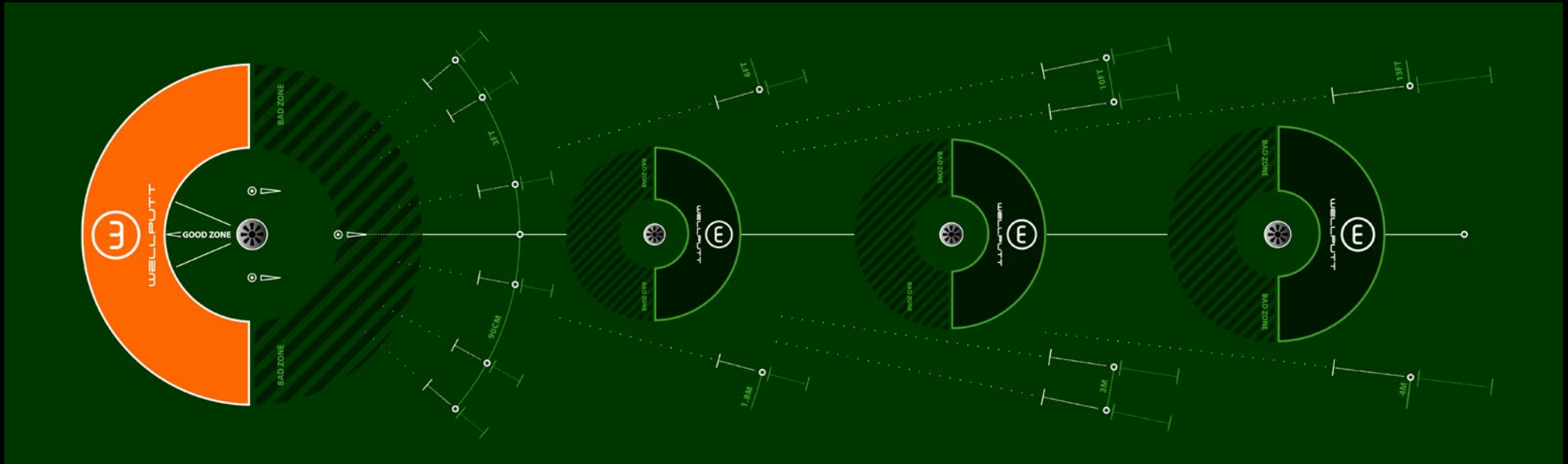
- Aiming lines
- Distance control zones
- Good zone / Bad zone
- 2 holes



TRAINING DESIGN

DESIGN OPTION N°6

16



Designed by Wellputt

DESIGN SPECIFICATION

- Size: 17.7x5.2ft / 5.4x1.6m
- 19 possible putts

PUTTING FEATURES

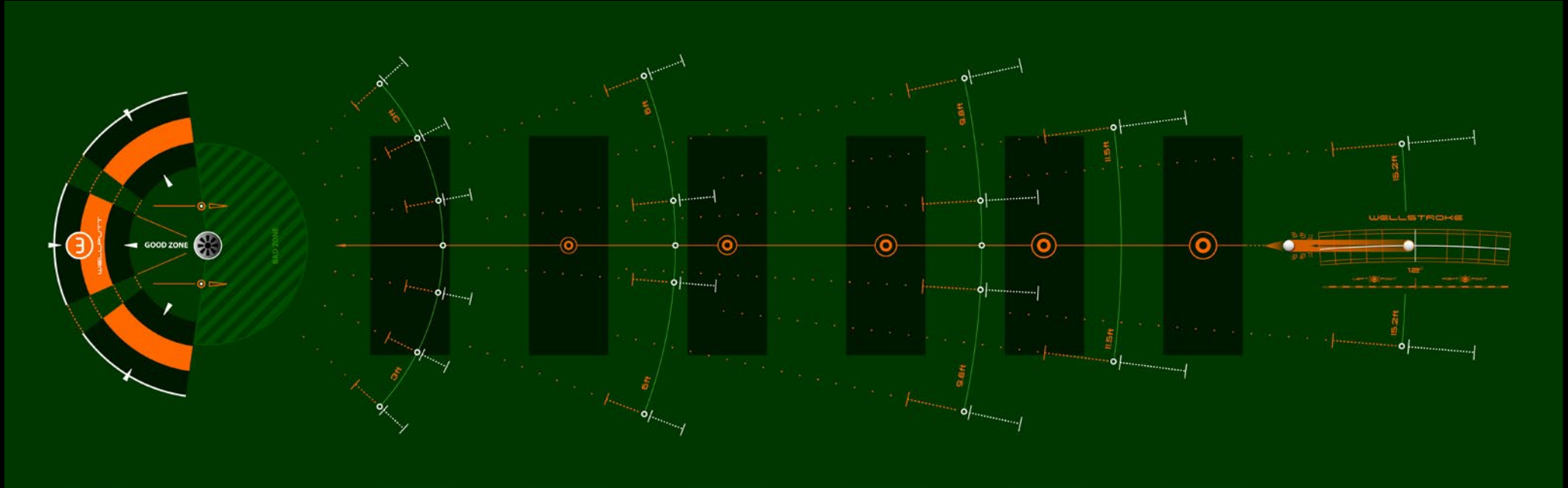
- Aiming lines
- Distance control zones
- Good zone / Bad zone
- 4 holes



TRAINING DESIGN

DESIGN OPTION N°7

17



Designed by Wellputt

DESIGN SPECIFICATION

- Size: 19.6x5.9ft / 6x1.8m
- 23 possible putts

PUTTING FEATURES

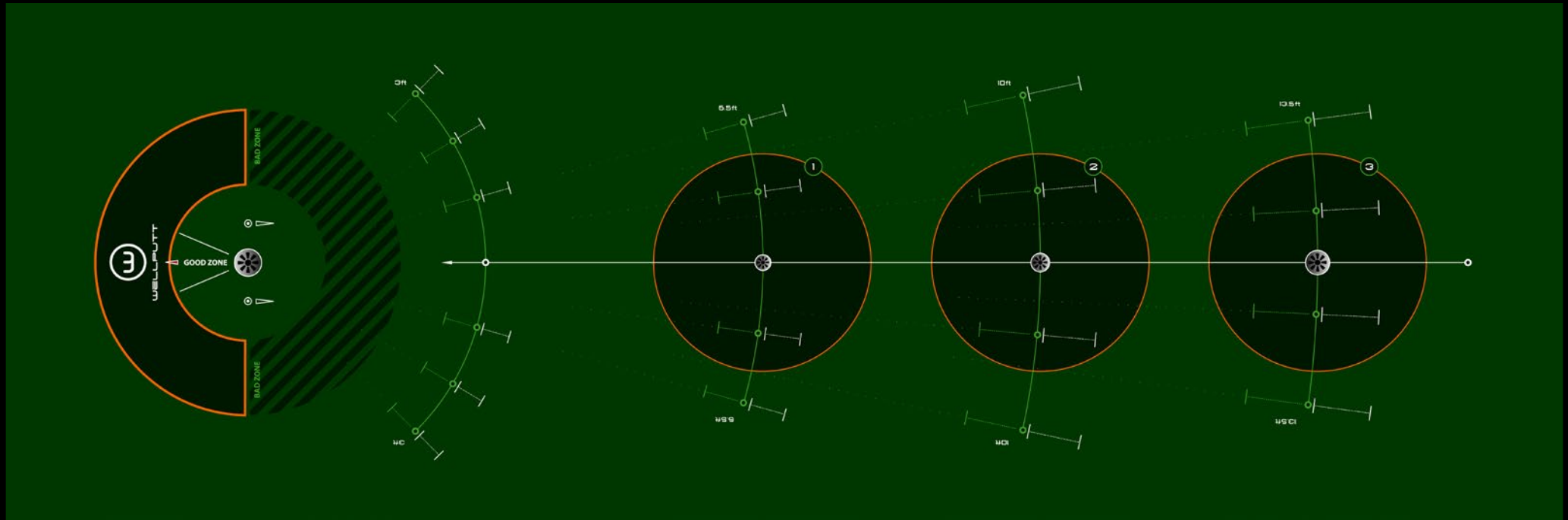
- Aiming lines
- Distance control zones
- Additional Wellstroke
- Good zone / Bad zone
- 1 hole



TRAINING DESIGN

DESIGN OPTION N°8

18



Designed by Wellputt

DESIGN SPECIFICATION

- Size: 19.6x5.9ft / 6x1.8m
- 22 possible putts

PUTTING FEATURES

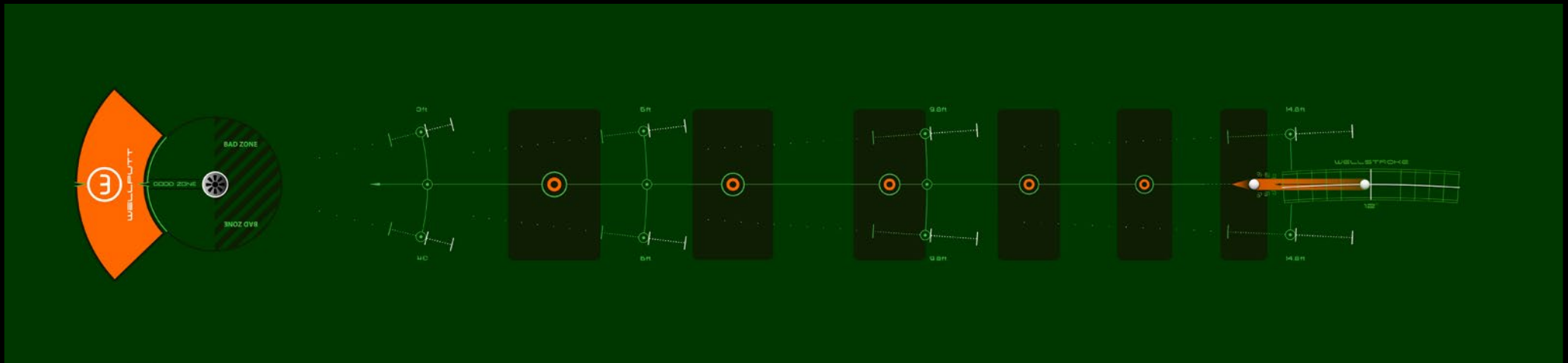
- Aiming lines
- Distance control zones
- Good zone / Bad zone
- 4 holes



TRAINING DESIGN

DESIGN OPTION N°9

19



Designed by Wellputt

DESIGN SPECIFICATION

- Size: 21.3x4.9ft / 6.5x1.5m
- 13 possible putts

PUTTING FEATURES

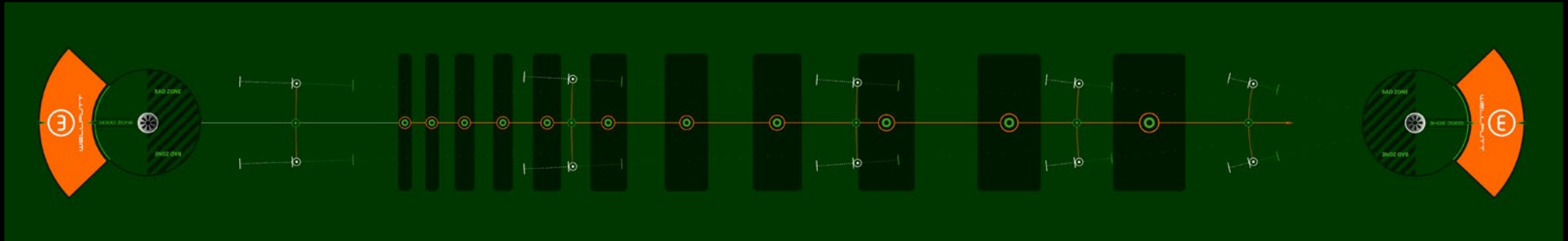
- Aiming lines
- Various distance control zones
- Additional Wellstroke
- Good zone / Bad zone
- 1 hole



TRAINING DESIGN

DESIGN OPTION N°10

20



Designed by Wellputt

DESIGN SPECIFICATION

- Size: 27.2x4.9ft / 8.3x1.5m
- 17 possible putts

PUTTING FEATURES

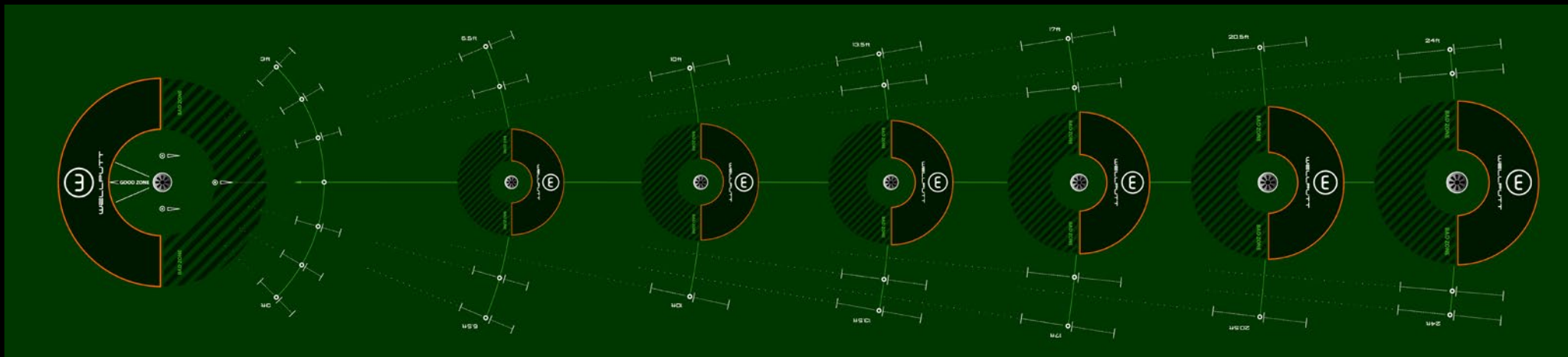
- Aiming lines
- Various distance control zones
- Good zone / Bad zone x2
- 2 holes



TRAINING DESIGN

DESIGN OPTION N°11

21



Designed by Wellputt

DESIGN SPECIFICATION

- Size: 29.1x6.5ft / 8.9x2m
- 30 possible putts

PUTTING FEATURES

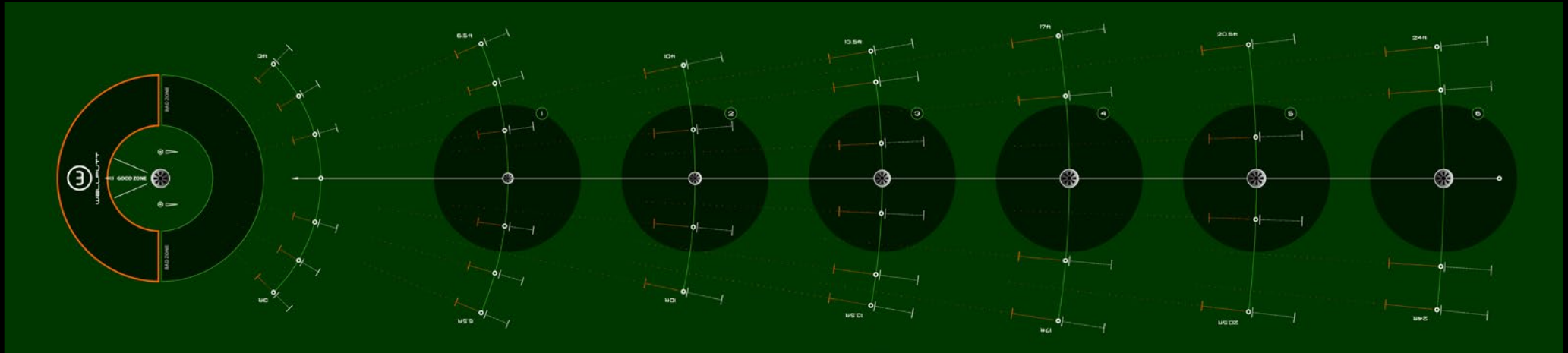
- Aiming lines
- Various distance control zones
- Good zone / Bad zone
- 7 holes



TRAINING DESIGN

DESIGN OPTION N°12

22



Designed by Wellputt

DESIGN SPECIFICATION

- Size: 29.1x6.5ft / 8.9x2m
- 30 possible putts

PUTTING FEATURES

- Aiming lines
- Distance control zones
- Good zone / Bad zone
- 7 holes



GOOD ZONE & BAD ZONE

DESIGN OPTIONS

23

01



Suitable for small spaces, rear alignment marker for laser aiming.

02



Simple design, allows different starting points

03



The Half-circle Wellputt Zone allow different starting points.

04



The classic Wellputt Zone divided into three for greater precision and challenge in your exercises.

05



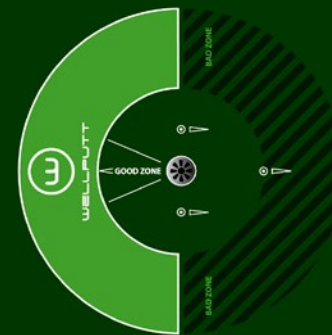
Simplified Good Zone for single axis play.

06



The Wellputt Zone is divided into three sections to allow precise adjustment of your putt speed from a single axis, enabling play from different putting angles.

07



Larger design allowing multiple starting points and easier long putts.

Designed by Wellputt

CONCEPT

The Wellputt Zone or Good Zone is where your ball should stop to optimize your chances of getting it into the hole. As the famous proverb goes, "never up, never in", to give your ball a chance of sinking, it must always roll past the hole. The optimal speed for holing the ball is when it stops in the Good Zone just beyond the hole.

STARTING POINTS

DESIGN OPTIONS

24

01



Starting point (fitting only) to leave the player without reference, for example during a technical analysis.

02



Eyes position check. If you see part of the outside circle, your eyes are not perfectly above the ball.

03



50/50 backstroke and follow-through club path & eye position check.

04



30/70 backstroke and follow-through club path & eye position check.

05



30/70 backstroke and follow-through club path & simple starting point.

06



50/50 backstroke and follow-through «arc design» club path & eye position check

Designed by Wellputt

DESCRIPTION


Choose the starting point that suits you best.

It can be simple and pure, but it can also be more sophisticated.

The choice is yours! Eye position, amplitude and alignment are features that can help you improve your putting.

SPEED CONTROL

DESIGNED BY WELLPUTT



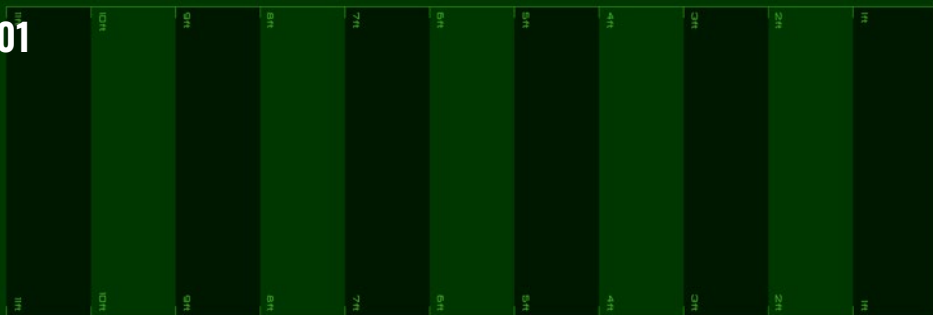
BOOST PERFORMANCE

1 PUTTING TRAINING CONCEPTS

SPEED CONTROL

DESIGN OPTIONS

01



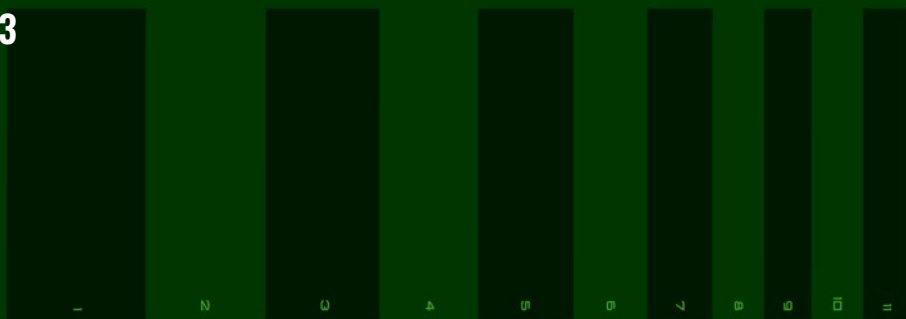
Work on distance control with regular zones.

02




Work on distance control with regular circles.

03



Progressive distance control training with smaller zones.

04



Progressive distance control training with smaller zones.

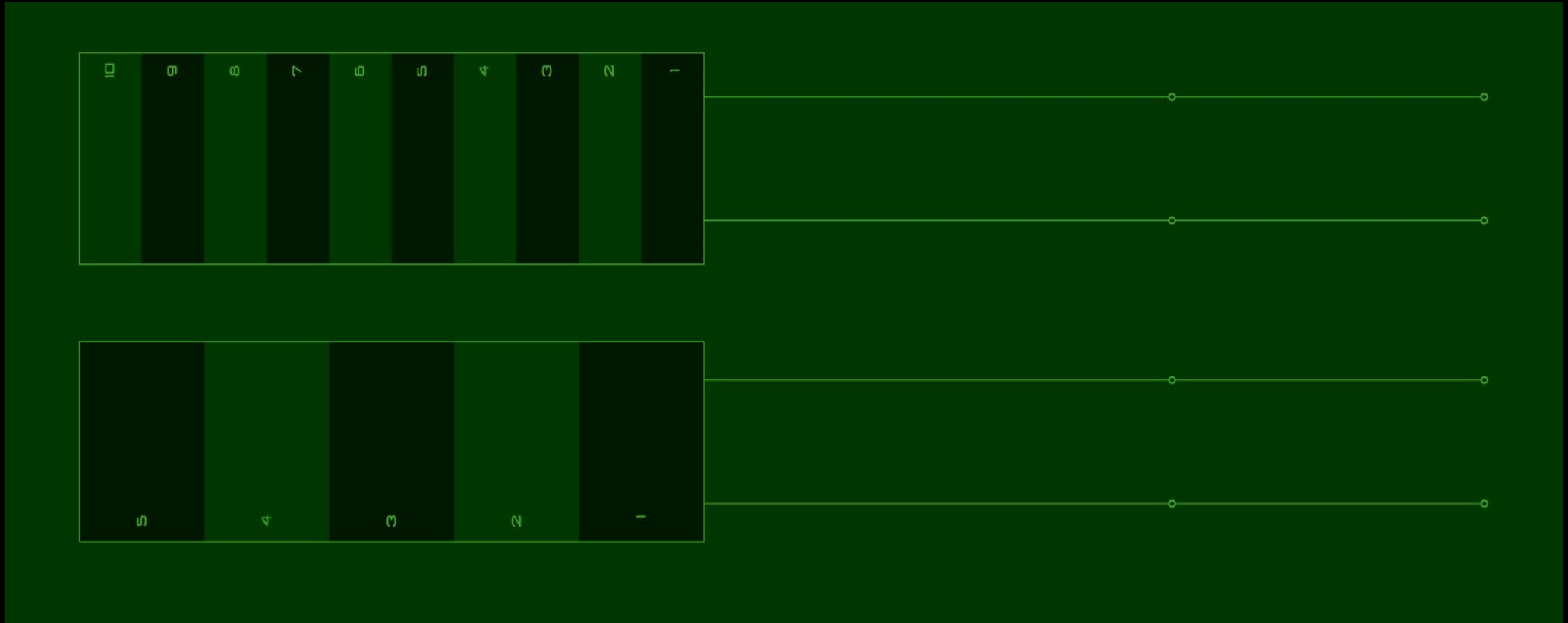
Designed by Wellputt

DESCRIPTION

Speed control is an important and fundamental part of putting, and here are some designs that will help you to work effectively on this aspect of the game.

SPEED CONTROL TEMPLATE

ADVANCED & BEGINNER EXERCISES



Designed by Wellputt

DESIGN SPECIFICATION

- Size: 15x6.5ft / 500x200cm

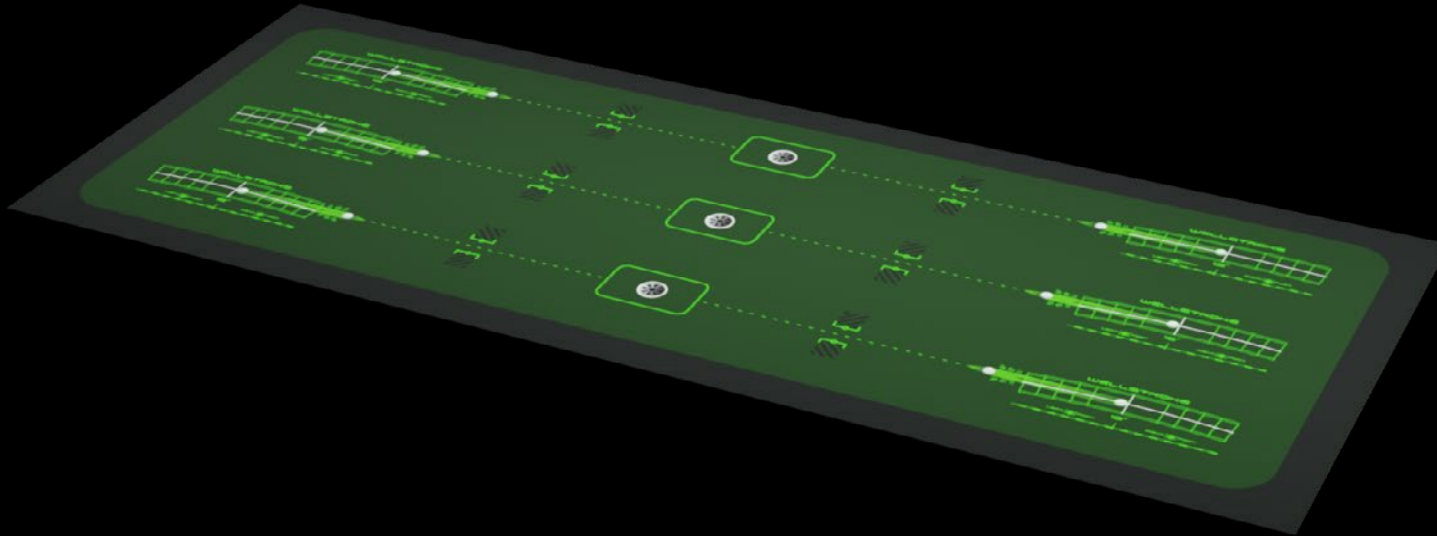
PUTTING FEATURES

- Distance control zones



WELLSTROKE TEMPLATE

DESIGNED BY WELLPUTT

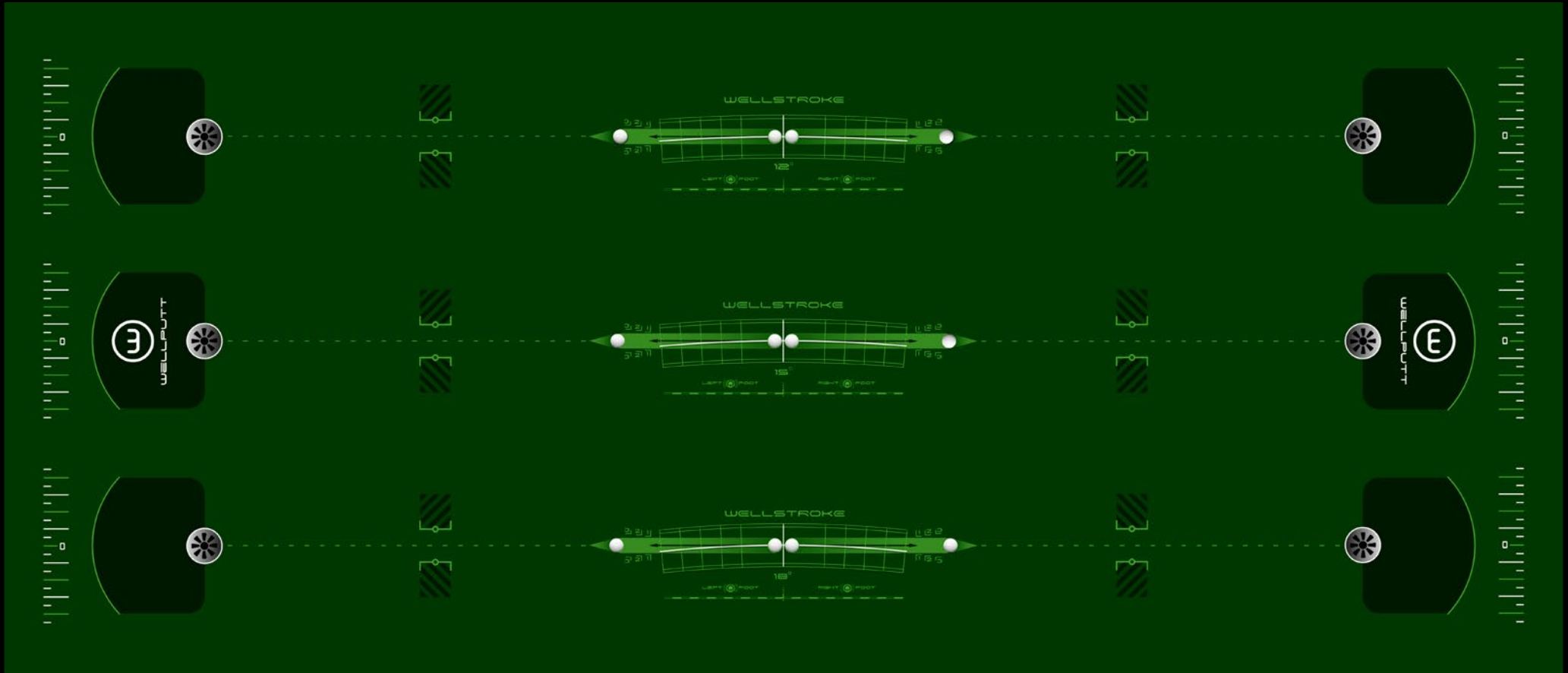


BOOST PERFORMANCE

1 PUTTING TRAINING CONCEPTS

WELLSTROKE TEMPLATE

DESIGN OPTION N°1



Designed by Wellputt

DESIGN SPECIFICATION

- Size: 15x6.5ft / 460x200cm
- 3 different arcs (12°, 15°, 18°)

PUTTING FEATURES

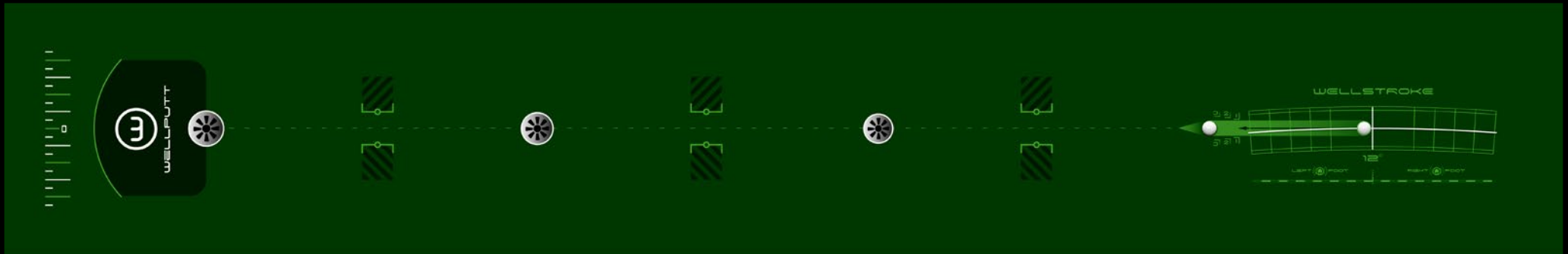
- Wellstroke RH & LH
- Good zone
- Putting gates
- 6 holes



WELLSTROKE TEMPLATE

DESIGN OPTION N°2

30



Designed by Wellputt

DESIGN SPECIFICATION

- Size: 15x2.6ft / 460x80cm

PUTTING FEATURES


- Wellstroke
- Good zone
- Putting gates
- 3 holes size



WELLSTROKE TEMPLATE

DESIGN OPTION N°3

31



Designed by Wellputt

DESIGN SPECIFICATION

- Size: 13.6x2.6ft / 415x80cm

PUTTING FEATURES


- Wellstroke
- Good zone
- 2 holes



WELLSTROKE TEMPLATE

FROM 12° TO 24°

01



Right-Handed Wellstroke.

02



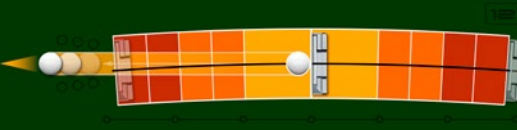
Two-way play Wellstroke.

03



Left-Handed Wellstroke.

04



Wellstroke suitable for right-handed use with color-coded dosing markers. Also available for left-handed players.

05



Smaller Wellstroke with gate.

06



Starting point with physical position of the Wellstroke. This will allow you to train without any reference points and also to place a physical wellstroke adapted to your players. This allows you to optimize space in a small area.

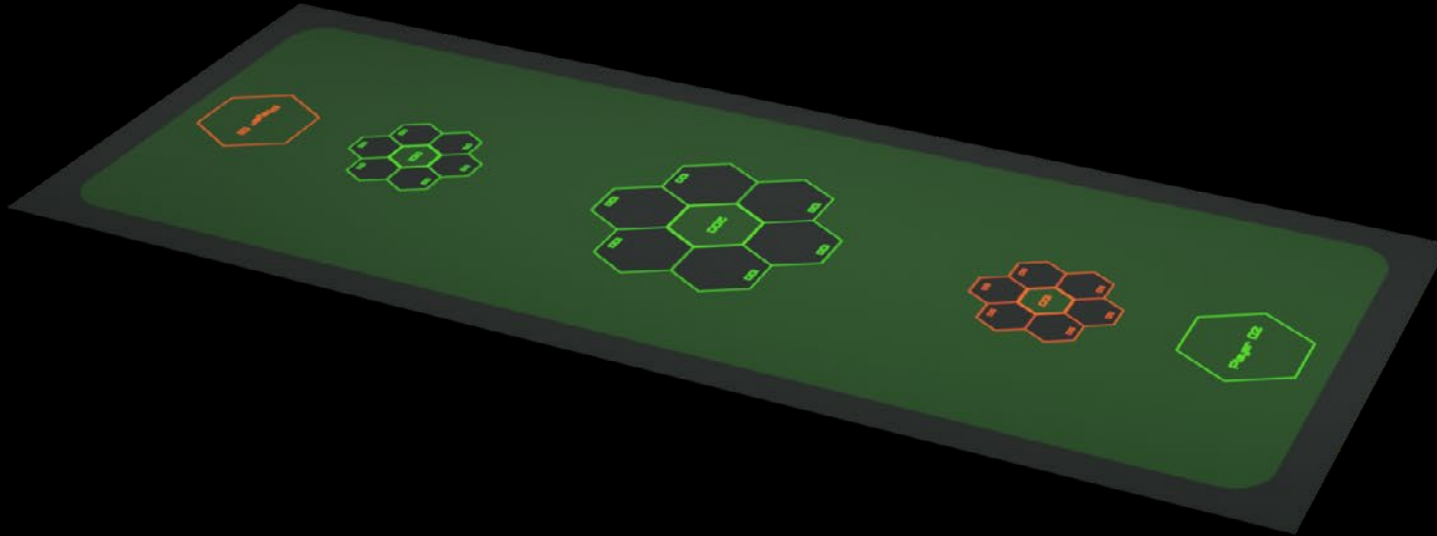
Designed by Wellputt

DESCRIPTION

The Wellstroke is designed to develop muscle memory of the key components behind great putting performances. It allows you to refine your foot setup, ball position, putter head alignment, stroke path and stroke amplitude, ensuring a square impact every time.

GAMING DESIGN

DESIGNED BY WELLPUTT



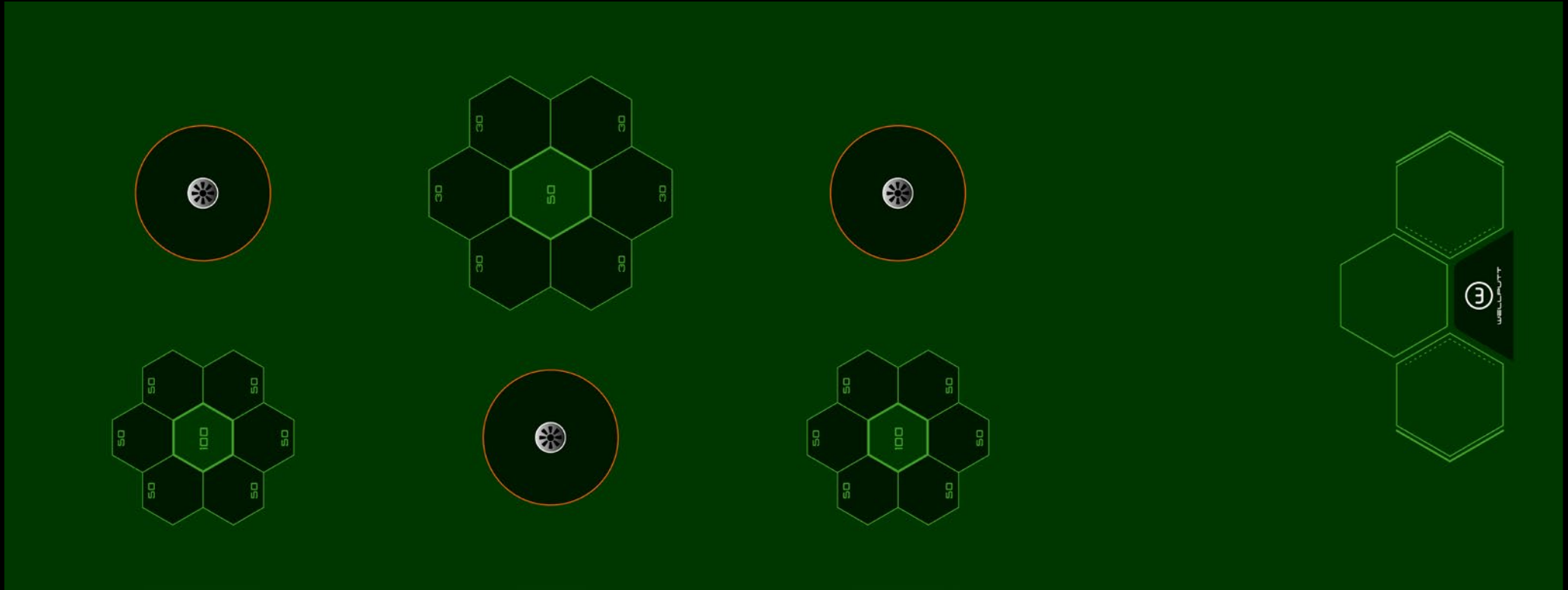
ENTERTAINMENT

1 PUTTING TRAINING CONCEPTS

GAMING DESIGN

HONEYCOMB GAME & HOLE

34



Designed by Wellputt

DESIGN SPECIFICATION

- Size: 18x6.5ft / 550x200cm
- 6 target zones

PUTTING FEATURES

- Speed control
- Aiming
- 3 holes
- 3 honeycomb target zones
- 2 players and more



GAMING DESIGN

CASINO'S ROULETTE N°1



Designed by Wellputt

DESIGN SPECIFICATION

- Size: 19.6x6.5ft / 600x200cm
- 1 target zone

PUTTING FEATURES

- 1 Roulette
- 1 Gambling board



4	5	12	13
3	6	11	14
2	7	10	15
1	8	9	16

1 - 8
9 - 16

ODD
EVEN



Designed by Wellputt

DESIGN SPECIFICATION

- Size: 19.6x6.5ft / 600x200cm
- 3 target zone

PUTTING FEATURES

- 3 Gambling board



GAMING DESIGN

BEER PONG GAME

37



Designed by Wellputt

DESIGN SPECIFICATION

- Size: 21.6x6.5ft / 660x200cm
- 6 target zones

PUTTING FEATURES


- Speed control
- Aiming
- 2 players



GAMING DESIGN

HONEYCOMB & BULLSEYE

38



Designed by Wellputt

DESIGN SPECIFICATION

- Size: 27x6.5ft / 820x200cm
- 5 target zones

PUTTING FEATURES


- 1 hole
- 4 honeycomb target zones
- 1 bullseye



GAMING DESIGN

HONEYCOMB DUEL

39



Designed by Wellputt

DESIGN SPECIFICATION

- Size: 27x6.5ft / 820x200cm
- 7 target zones

PUTTING FEATURES


- 2 holes
- 5 honeycomb target zones
- 2 players



GAMING DESIGN

HONEYCOMB & TIC TAC TOE

40



Designed by Wellputt

DESIGN SPECIFICATION

- Size: 32x6.5ft / 1000x200cm
- 7 target zones

PUTTING FEATURES

- 6 honeycomb target zones
- Tic Tac Toe
- 2 players



01



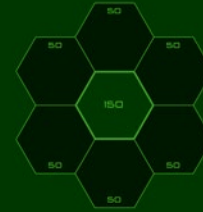
Regular target with points from 5 to 100.

02



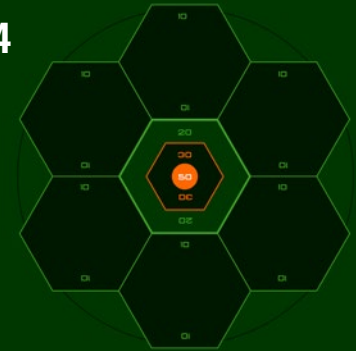
Bullseye target with points.

03




Regular Honeycomb with points.

04




Improved Honeycomb target zone

05




Tic Tac Toe game.

06



Beer Pong Game.

07



Beer Pong Game with smaller zones.


Designed by Wellputt

DESCRIPTION

All games allow you to have fun while working on aiming and distance control. How about improving your skills in a playful way?

FITTING DESIGN

DESIGNED BY WELLPUTT




DATA & STATISTICS

1 PUTTING TRAINING CONCEPTS

FITTING DESIGN

DESIGN OPTION N°1

43



Designed by Wellputt

DESIGN SPECIFICATION

- Size: 18x4.6ft / 550x140cm

PUTTING FEATURES

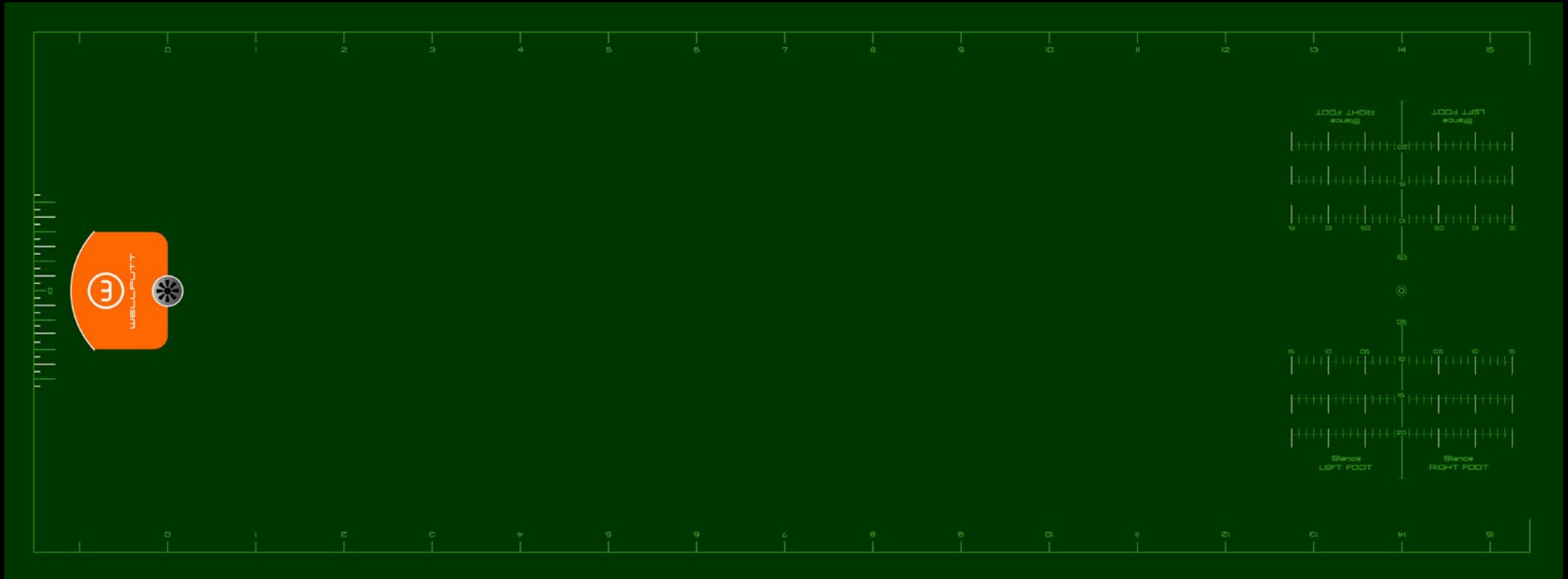
- Good zone
- Hole
- Graduated line
- Foot stance



FITTING DESIGN

DESIGN OPTION N°2

44



Designed by Wellputt

DESIGN SPECIFICATION

- Size: 18x6.5ft / 550x200cm

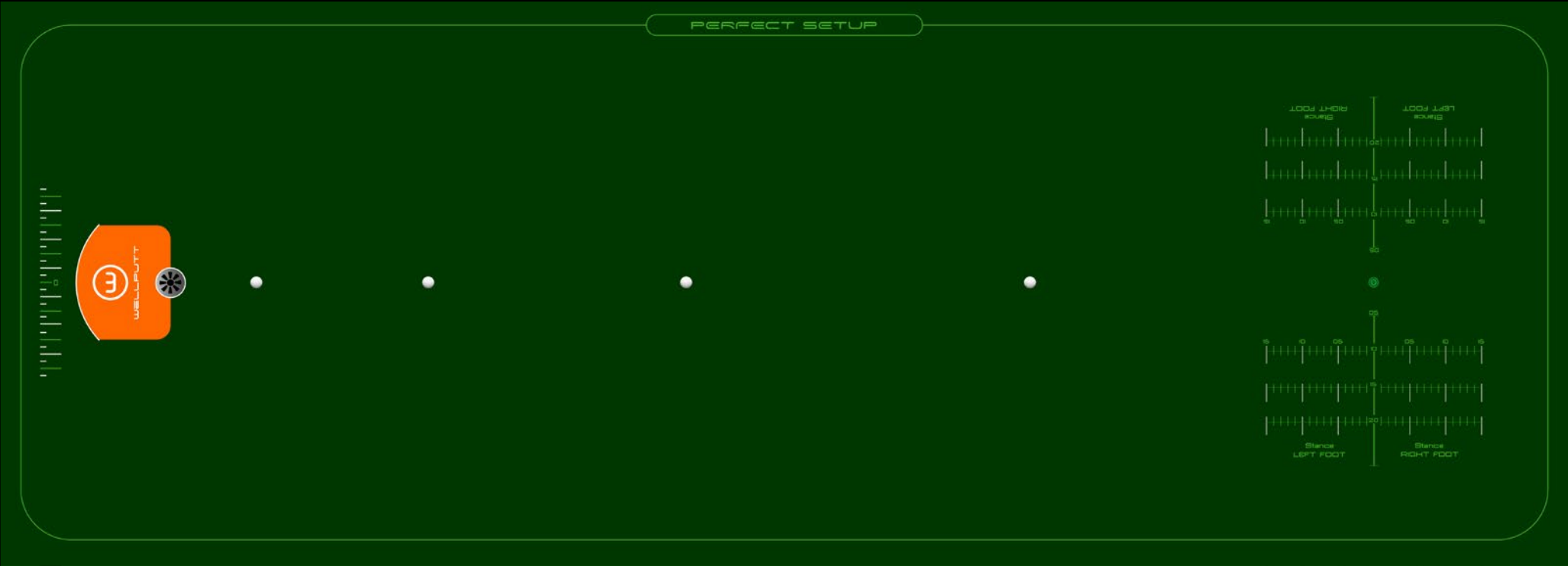
PUTTING FEATURES

- Good zone
- Hole
- Graduated line
- Foot stance



FITTING DESIGN

DESIGN OPTION N°3



Designed by Wellputt

DESIGN SPECIFICATION

- Size: 18x6.5ft / 550x200cm

PUTTING FEATURES

- Good zone
- Graduated line
- Foot stance




FITTING DESIGN

DESIGN OPTIONS

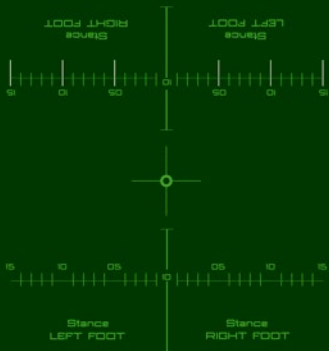
46

01



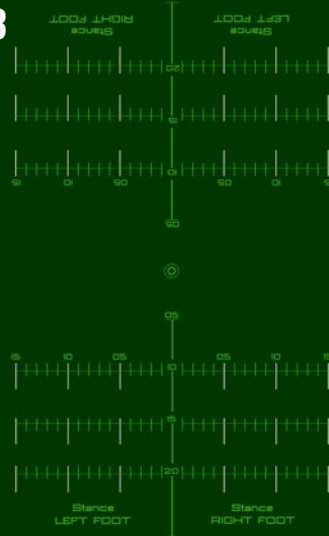
Measurement grid available in feet or meter.

02



Foot position grid.

03



Foot position grid for all types of players.

04



Cross starting point.

05



Starting points with no visual help.

Designed by Wellputt

DESCRIPTION

When it comes to fitting, it's best to keep designs as simple as possible, mainly to avoid any disruption when using an analysis machine.

CHOOSE YOUR COLORS

WELLPUTT CHART

Choose from our color palette to create a Custom Surface that reflects your style and preferences. Our standard colors include a variety of greens, and other vibrant hues to match any aesthetic. Whether you want a traditional look or something more unique, our color options ensure your mat looks as good as it performs.

A										
B										
C										
D										
E										
F										
	1	2	3	4	5	6	7	8	9	10

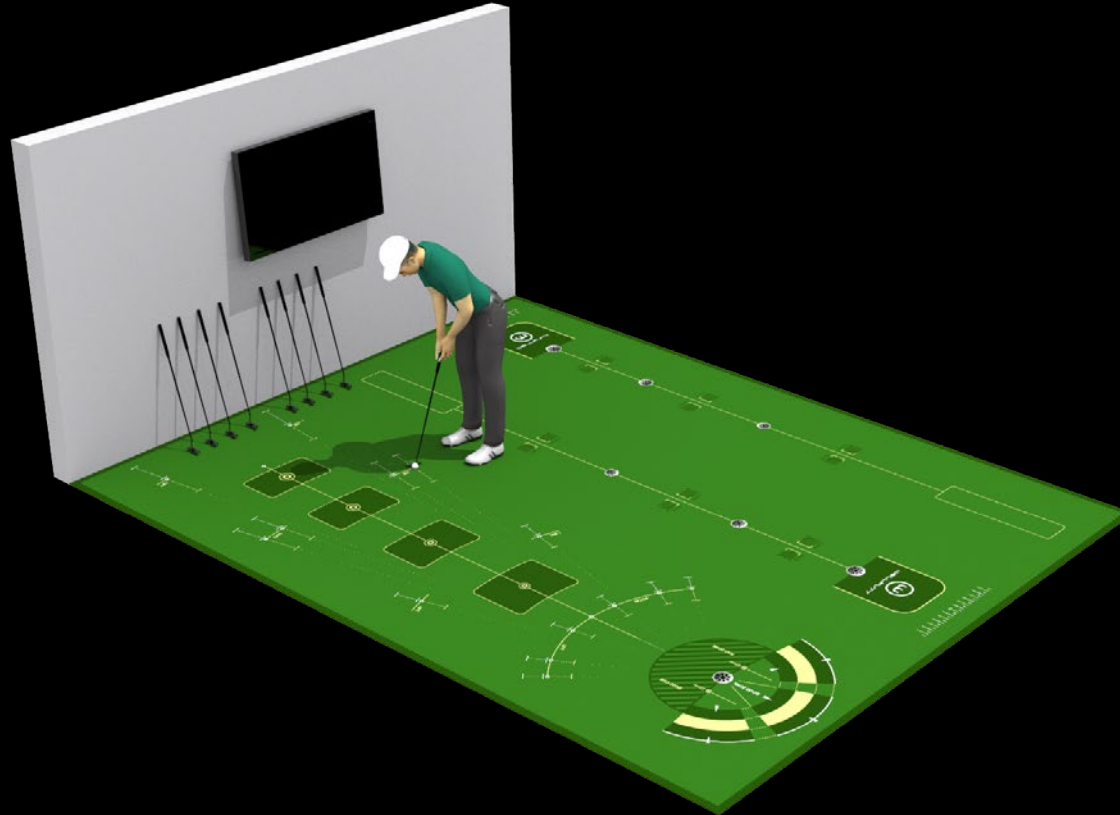
LOGOS

For the best results when adding your logo to the Custom Surface, we require high-definition files. Please provide a vector logo (such as .AI, .EPS, or .SVG) or a high-resolution PNG file. These formats ensure your logo appears crisp, clear, and professional, maintaining the integrity of your brand on every mat.



FINAL PROJECT EXAMPLE

DESIGNED BY WELLPUTT

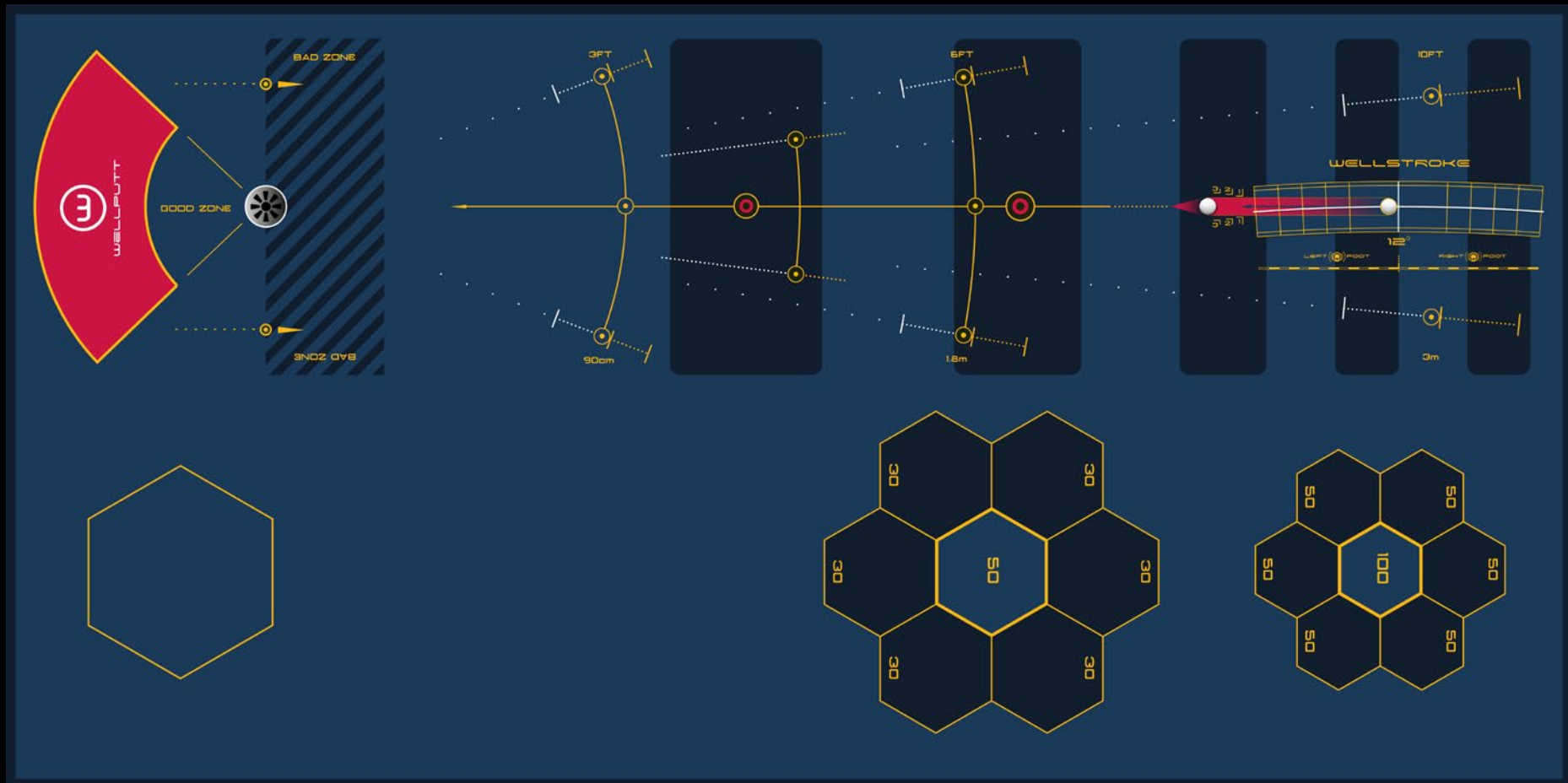


1 PUTTING TRAINING CONCEPTS

FINAL PROJECT EXAMPLE

TRAINING & GAMING

50



Designed by Wellputt

DESIGN SPECIFICATION

- Size: 13x6.5ft / 400x200cm
- 1 strip
- Logo & color customization

PUTTING FEATURES

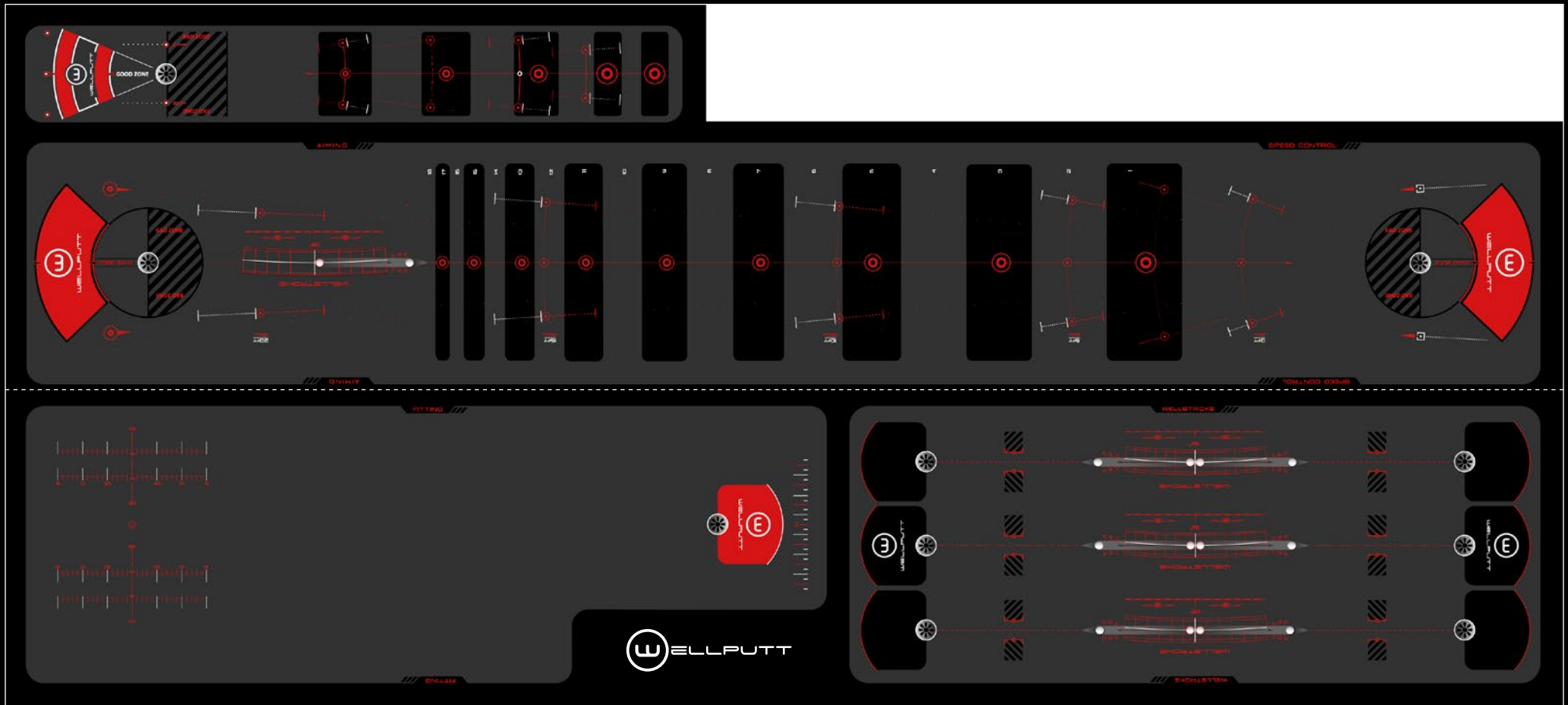
- Aiming lines
- Distance control zones
- Additional Wellstroke
- Good zone / Bad zone
- Honeycomb target zones



FINAL PROJECT EXAMPLE

51

TRAINING & FITTING



Designed by Wellputt


DESIGN SPECIFICATION

- Size: 26.2x11.8ft / 800x360cm
- 2 strips
- Logo & color customisation

PUTTING FEATURES

- Aiming lines
- Distance control zone
- Wellstroke station
- Good zone / Bad zone

- 10 holes
- Fitting station



FINAL PROJECT EXAMPLE

TRAINING & FITTING

52



Designed by Wellputt

DESIGN SPECIFICATION

- Size: 26.2x13ft / 800x400cm
- 2 strips
- Logo & color customisation
- Green shape design

PUTTING FEATURES

- Aiming lines
- Distance control zone
- Wellstroke station
- Good zone / Bad zone

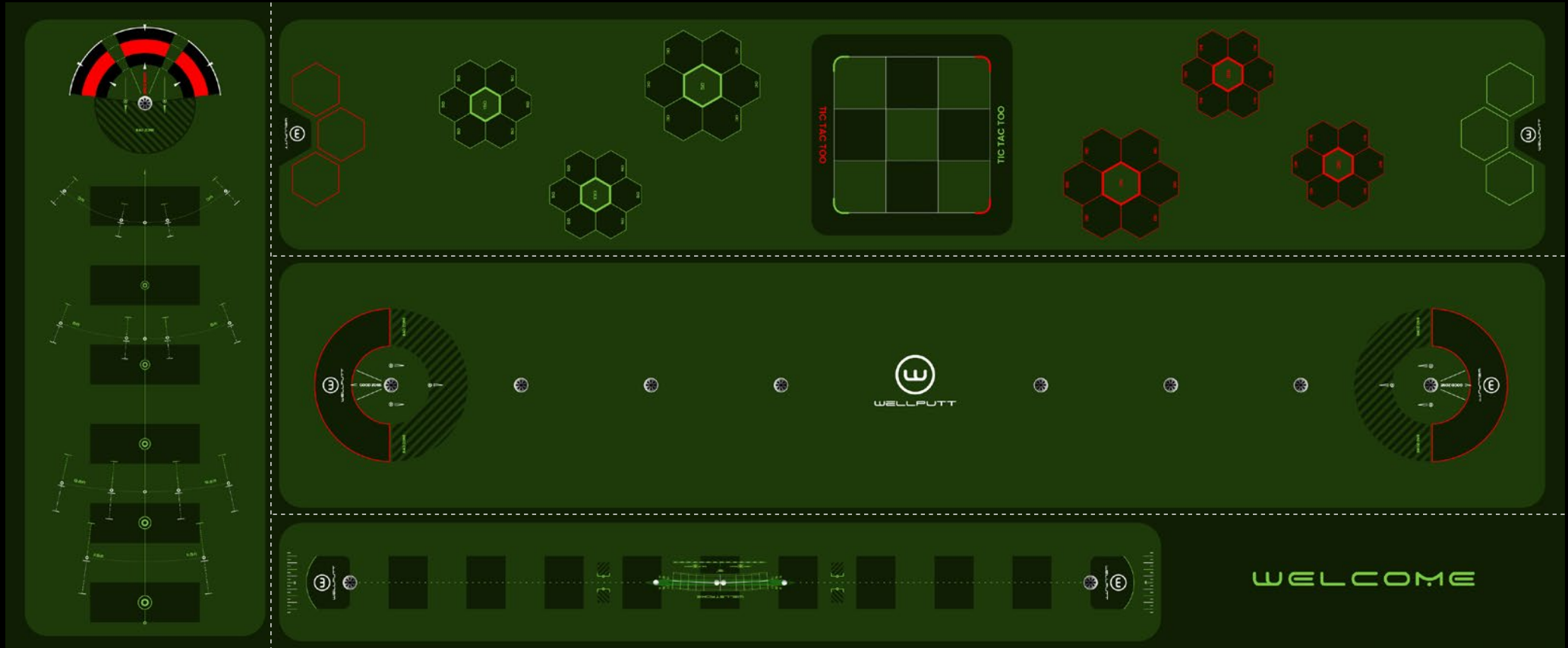
- 13 holes
- Fitting graduated line



FINAL PROJECT EXAMPLE

TRAINING & GAMING

53



Designed by Wellputt


DESIGN SPECIFICATION

- Size: 42x16.4ft / 1300cm x 500cm
- 4 strips
- Logo & color customisation

PUTTING FEATURES

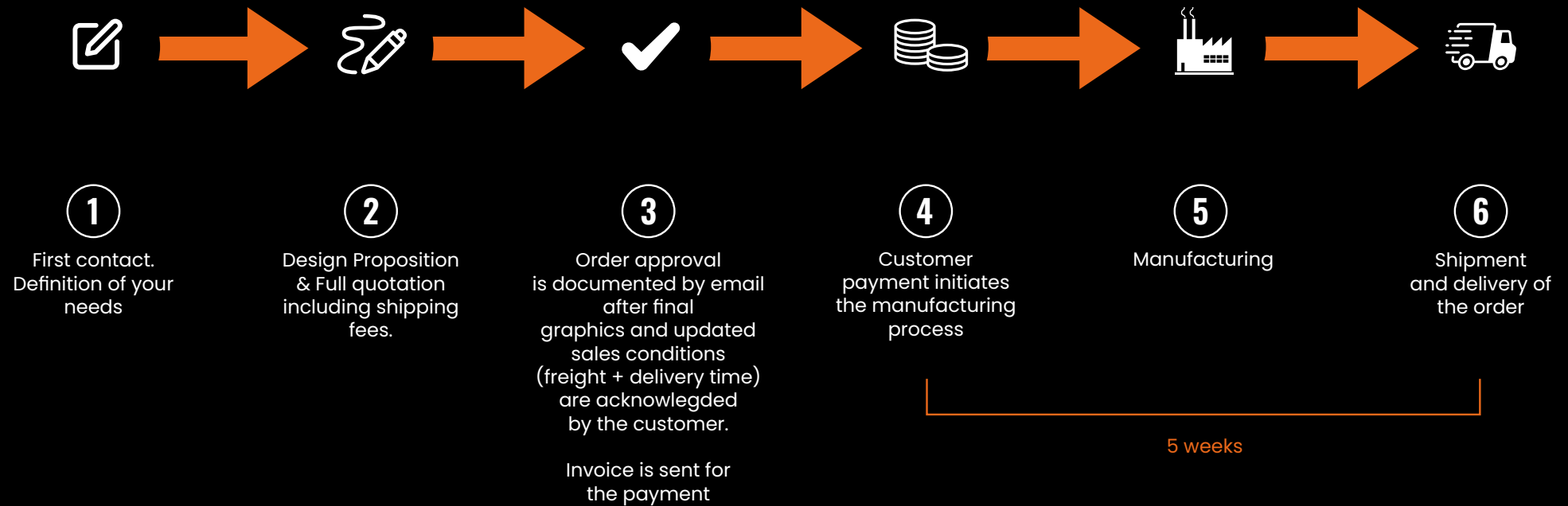
- Aiming lines
- Distance control zone
- Wellstroke station
- Good zone / Bad zone

- 11 holes
- Tic tac toe
- Honeycomb target zones



SALES PROCESS

WELLPUTT CUSTOMIZED SURFACE





KEEP IN TOUCH!

**CREATE A POST TAGGING WELLPUTT AND SEND US
PICTURES OF YOUR COMPLETED INSTALLATION FOR
10% OFF YOUR NEXT ORDER**

Your project matters to us and we would like to see the final result.
By sending pictures to Wellputt, you agree for them to be used for marketing purposes.

Create a post + a story tagging @wellputt and get a free Wellputt kit
(Wellvision, Welltowel and custom wellstroke)





WELLPUTT USA
990 Biscayne Blvd
Office 701
Miami FL 33132

Wellputt Europe
23 chemin de cazenave
64100 Bayonne - FRANCE

custom@wellputt.com
+1 786 218-0004

