

TRAINING AIDS

BY WELLPUTT



#1 PUTTING TRAINING CONCEPTS

TABLE OF CONTENTS


TRAINING AIDS BY WELLPUTT

WELLSTROKE	03
WELLTOWEL	10
WELLVISION	13
GHOST HOLE	17
WELLGUIDE	21
WELLHOLE	24
STRING LINE	27
WELLGATE	30
INDOOR TEES	33
WELLPEN	35

WELLSTROKE

BY WELLPUTT

#1 PUTTING TRAINING CONCEPTS



A HIGHLY INNOVATIVE TRAINING TOOL

The Wellstroke is a putting template meticulously crafted to master the key technical components of an effective putting stroke. Equipped with visual markers, it allows you to refine your foot setup, ball position, putter head alignment, stroke path, and stroke amplitude, ensuring square impact every time.

To use it, simply place your Wellstroke on the green and utilize the visual aids to set up your position at address. Follow the arc to achieve the perfect stroke path. This will help you develop muscle memory for the ideal stroke, leading to improved precision and consistency.

It's a simple yet effective tool commonly used by tour players for putting green training



AIM



BALL
CONTACT

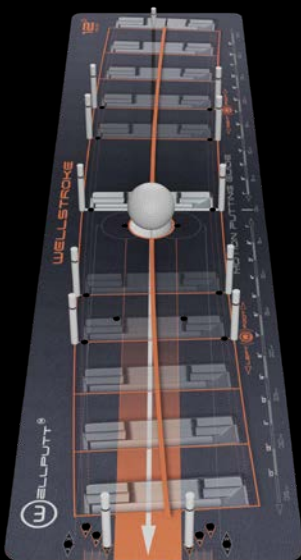


SPEED
CONTROL

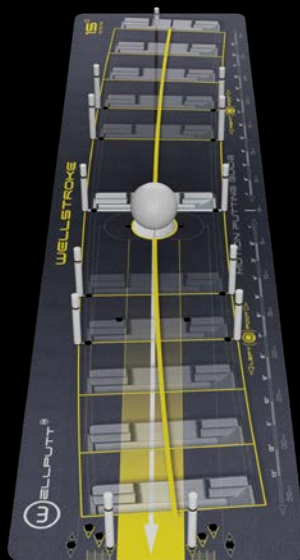


WELLSTROKE

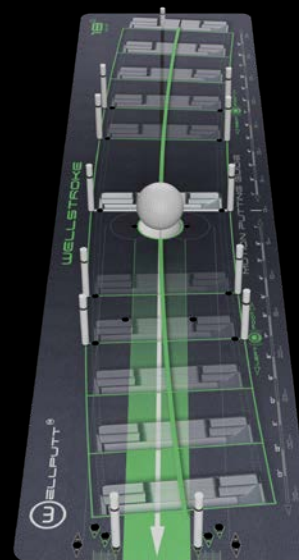
BY WELLPUTT



12° Wellstroke



15° Wellstroke



18° Wellstroke

Design by Wellputt

MAT SPECIFICATION

Size: 31.9x7.7in / 81x19.5cm

Weight: 0.88lbs / 0.4kg

PUTTING FEATURES

- Arc from 12° to 24°
- Foot grid
- Ball position
- Putter head alignment line
- Stroke Path (Arc)


- Stroke amplitude
- Tee Gate

12 to 24°

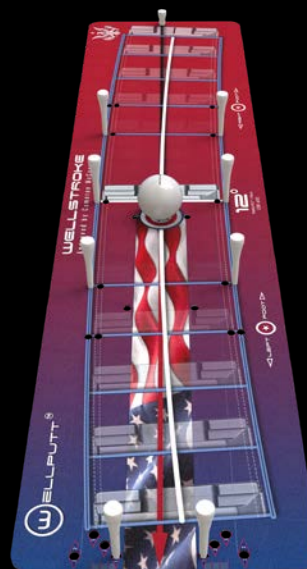


WELLSTROKE SPECIAL EDITION

BY WELLPUTT



The Amundi Evian Championship
Wellstroke



Stars & Stripe
Wellstroke

Design by Wellputt

MAT SPECIFICATION

Size: 31.9x7.7in / 81x19.5cm

Weight: 0.88lbs / 0.4kg

PUTTING FEATURES

- Arc from 12° to 24°
- Foot grid
- Ball position
- Putter head alignment line
- Stroke Path (Arc)

- Stroke amplitude
- Tee Gate

12 to 24°





WELLSTROKE INSTINCT

The Wellstroke Instinct is a minimalist version of the classic Wellstroke, crafted to perfect the key technical components of an effective putting stroke. Featuring visual markers, it enables you to visualize the ideal arc and path of your putter, ensuring a square impact every time.

Suitable for both right-handed and left-handed golfers.



AIM



BALL
CONTACT




SPEED
CONTROL




WELLSTROKE INSTINCT


BY WELLPUTT



12° Wellstroke Instinct



15° Wellstroke Instinct



18° Wellstroke Instinct

Design by Wellputt

MAT SPECIFICATION


Size: 31.9x7.7in / 81x19.5cm

Weight: 0.88lbs / 0.4kg

PUTTING FEATURES

- Arc from 12° to 24°
- Foot grid
- Ball position
- Putter head alignment line
- Stroke Path (Arc)

- Stroke amplitude
- Tee Gate





COACH PACK

Take your putting skills to the next level with the Putting Coach Pack, designed for focused practice and precision. This all-in-one set includes the Wellstroke 12° (Right Handed) for mastering your stroke path, 3 Ghost Holes to enhance accuracy, a Putting Entry Cup to refine entry angle, and 6 Indoor Tees. Ideal for golfers committed to improving consistency and alignment on the green.

COACH PACK INCLUDES

- 1x Wellstroke
- 3x Ghost Hole
- 1x Putting entry cup
- 6x indoor tees



WELLSTROKE PACK

The Wellstroke Pack has been designed to give the player or coach the necessary tools to train putter face aim in the most effective manner. All five Wellstrokes will help determine which arc is the right one for your student and make them practice accordingly.

WELLSTROKE PACK INCLUDES

- 1x 12° Wellstroke
- 1x 15° Wellstroke
- 1x 18° Wellstroke
- 1x 21° Wellstroke
- 1x 24° Wellstroke

WELLTOWEL

BY WELLPUTT

#1 PUTTING TRAINING CONCEPTS



THE GOLF TOWEL REINVENTED BY WELLPUTT

Our towel has proven its value on putting greens around the world, and we're excited to now offer it as a customizable option.


The Welltowel functions as a classic towel for cleaning your clubs and also features a stance grid to enhance consistency and alignment during your putting practice offering versatile functionality for your game.



**CLEAN YOUR
CLUBS**



**IMPROVE PUTTING
SET UP**

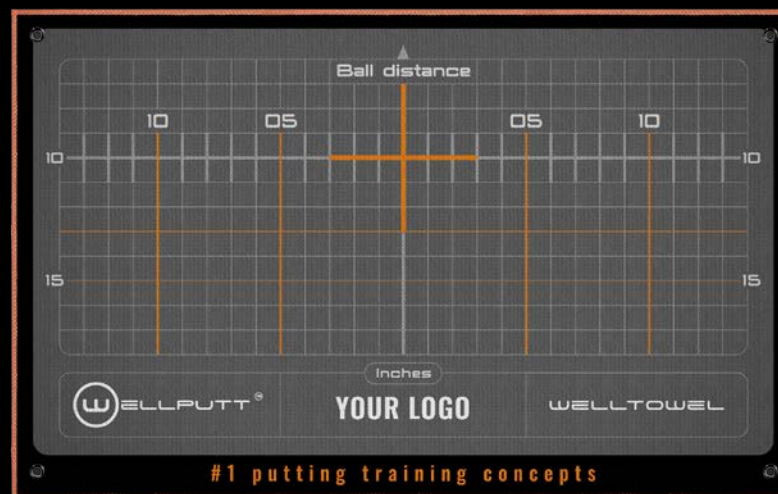


**PROTECT
THE GREEN**



WELLTOWEL

BY WELLPUTT



Design by Wellputt

SPECIFICATION

Material: microfiber(waffle)

Weight: 0.84lbs / 380gsm

Size: 31x19in / 80x50cm

4 BLACK EYELETS

PUTTING FEATURES

- Clean your clubs
- Fitting distance
- Protect the green



WELLVISION

BY WELLPUTT

#1 PUTTING TRAINING CONCEPTS

WELLVISION

This ultra-thin stainless steel mirror offers a clear reflection to help you analyze and perfect your putting stance, alignment, and stroke. Intuitive markings guide your eye alignment over the ball, while the integrated start line gate and putter head gate ensure precise stroke mechanics. Compact and elegantly packaged, it easily fits into your golf bag, making it an essential accessory for practice or pre-round warm-ups.

WELLVISION PLUS

The Wellvision Plus combines two putting mirrors to enable golfers to develop consistency and accuracy in putting set-up and ultimately achieve centered ball control and enhance start-line control. The main mirror helps position the eye properly and features alignment lines, both parallel and perpendicular to the target line. It also includes metal chrome balls that can be arranged as gates to provide immediate feedback on your stroke. The secondary mirror is designed to deliver feedback on shoulder and body alignment for a perfect set up.




**PERFECT
EYE & BODY
POSITION**



**IMPROVE BALL
CONTACT**



**CONTROL YOUR
START LINE**



**IMPROVE GENERAL
PUTTING SET UP**

WELLVISION

BY WELLPUTT



Wellvision mirror


Design by Wellputt

SPECIFICATION

Weight: 0.18lbs / 180g
 Thickness: 0.03in / 0.8mm
 Size: 22.3 x 13.5 x 0.08cm
 8.8 x 5.3 x 0.03in

PUTTING FEATURES

- Ultra thin stainless steel black mirror
- Putter alignment line
- Adjustable putter head gate
- Adjustable start line gate



WELLVISION MIRRORS

BY WELLPUTT



Wellvision Plus mirror


Design by Wellputt

SPECIFICATION

Weight: 0.92lbs / 420g
 Thickness: 0.03in / 0.8mm
 Size: 39.7 x 22.5 x 0.08cm
 15.6 x 8.8 x 0.03in

PUTTING FEATURES

- Ultra thin stainless steel black mirror
- Putter alignment line
- Adjustable putter head gate
- Adjustable start line gate



GHOST HOLE

BY WELLPUTT

#1 PUTTING TRAINING CONCEPTS

THE GHOST HOLE

The Ghost Hole pack is made up of 5 disks which are the size as a real hole that can be used on the putting green to replace a hole or to mark the ideal line of your putt. It's the perfect training tool to progress in the art of combining slope and speed to hit more and more putts.

THE GHOST HOLE 3 SIZES

The Ghost Hole 3S pack is made up of 5 disks in 3 different sizes.



**CONTROL YOUR
START LINE**



**ORGANIZE GREEN
READING**



**IMPROVE GENERAL
PUTTING SET UP**



GHOST HOLE

BY WELLPUTT



Design by Wellputt

SPECIFICATION

Size: 4.25in / 10.8cm

PUTTING FEATURES

- Pack of 5 units (same size)
- 8 entry zones
- Lightweight and durable

x5



GHOST HOLE 3 SIZES

BY WELLPUTT



Design by Wellputt

SPECIFICATION

Size 1: 4.25in / 10.8cm
Size 2: 3.1in / 0.8cm
Size 3: 1.5in / 0.4cm

PUTTING FEATURES

- Pack of 5 units (3 sizes)
- 8 entry zones
- Lightweight and durable

x5



WELLGUIDE


BY WELLPUTT

#1 PUTTING TRAINING CONCEPTS



WELLGUIDE

The Wellguide is a putting training tool that allows you to develop your ideal putting stroke path and perfect your arc. In addition, it is designed to assist you in identifying any stroke errors with immediate feedback so that you can simply adjust, continue to train, and progress efficiently.



**IMPROVE GENERAL
PUTTING SET UP**




**PERFECT YOUR
STROKE PATH**



**START LINE
CONTROL**

WELLGUIDE

BY WELLPUTT



Design by Wellputt

SPECIFICATION

Size: 15.35in / 39cm
Weight: 1.76lbs / 0.8kg

PUTTING FEATURES

- 12° arc
- Path corrector
- Glide Rail
- Combine with Wellstroke



WELLHOLE

BY WELLPUTT

#1 PUTTING TRAINING CONCEPTS

WELLHOLE

Combined with a Wellputt mat, the Wellhole simulates a real golf hole, providing a realistic practice experience. It also features a zero tolerance mode with a narrow entry for refining your aim and accuracy. Additionally, it can be used as a gate to check your putt's start line, ensuring consistent and precise alignment.



PERFECT AIM



CONTROL YOUR
START LINE



BOOST
CONFIDENCE



WELLHOLE

BY WELLPUTT



Design by Wellputt


SPECIFICATION

Size: 5.90in / 15cm

Weight:

PUTTING FEATURES

- Simulates a real hole
- Zero tolerance training mode
- Use it as a gate



STRING LINE

BY WELLPUTT


#1 PUTTING TRAINING CONCEPTS



STRING LINE

The putting String Line by Wellputt is the ultimate training aid to refine your start line and face alignment skills to match your green reading. Simply position the string line on the green where you intend to send the ball and watch your skills and confidence soar.

The string line is equipped with three small beads providing a visual reference for stroke amplitude. Enhance your precision and consistency with this innovative feature.



IMPROVE GENERAL
PUTTING SET UP



START LINE
CONTROL



VISUALIZE STROKE
AMPLITUDE



GET IMMEDIATE
FEED BACK

STRING LINE

BY WELLPUTT



Design by Wellputt

SPECIFICATION

Size: 9.84in / 25cm
Weight: 0.44lbs / 0.2kg

PUTTING FEATURES

- Adjustable 300cm String
- Stroke amplitude beads
- Portable storage box



WELLGATE

BY WELLPUTT

#1 PUTTING TRAINING CONCEPTS

WELLGATE

This pack of three sizes putting gates allows you to create various targets and visualize breaking points, providing immediate feedback on your start line. Designed for both indoor and outdoor use, these durable training aids also help develop stroke consistency when used with an alignment stick. Improve your short game and gain confidence on the green with this practical set of putting gates from Wellputt.



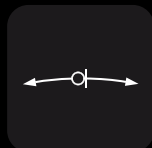
**INDOOR/OUTDOOR
TRAINING AID**



**START LINE
CONTROL**



**VISUALIZE
BREAKING POINTS**



**STROKE
CONSISTENCY**

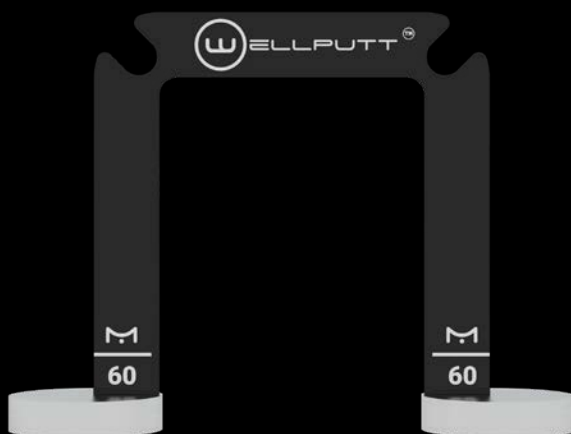


WELLGATE

BY WELLPUTT



Gate S: 60mm



Gate M: 60mm




Gate L: 70mm

Design by Wellputt

PUTTING FEATURES

- Control your start line
- Develop green reading skills
- Perfect your stroke



INDOOR TEES

BY WELLPUTT

#1 PUTTING TRAINING CONCEPTS



INDOOR TEES

This pack includes 4 durable stainless steel tees, perfect for securing a wellstroke on a putting mat or using them as gates to enhance your putting practice

SECURE YOUR WELLSTROKE

Secure your Wellstroke firmly in place with these indoor tees, ensuring consistent and effective putting practice.

USE IT AS A GATE

Position the tees on your putting mat to create gates and check your start line.



PERFECT AIM



CONTROL YOUR
START LINE

WELLPEN

BY WELLPUTT

#1 PUTTING TRAINING CONCEPTS

WELLPEN

The Wellpen is a liquid chalk pen that features a fine tip that effortlessly glides across the turf allowing you to draw accurate and visible lines for improved alignment and target practice. The non-permanent chalk formula ensures easy removal leaving no residue or damage to the green.

PUTTING FEATURES

- Pack of 3 units
- Fine Tip
- Non toxic liquid chalk formula
- Easy to remove



START LINE
CONTROL



IMPROVE GENERAL
PUTTING SET UP





WELLPUTT USA
990 Biscayne Blvd
Office 701
Miami FL 33132

Wellputt Europe
23 chemin de Cazenave
64100 Bayonne - FRANCE

contact@wellputt.com

